

Delft Blues Block 10



Cut for 1 block:

(1 ea) 6-1/2" x 18-1/2" rectangle white

General Applique Pattern Instructions:

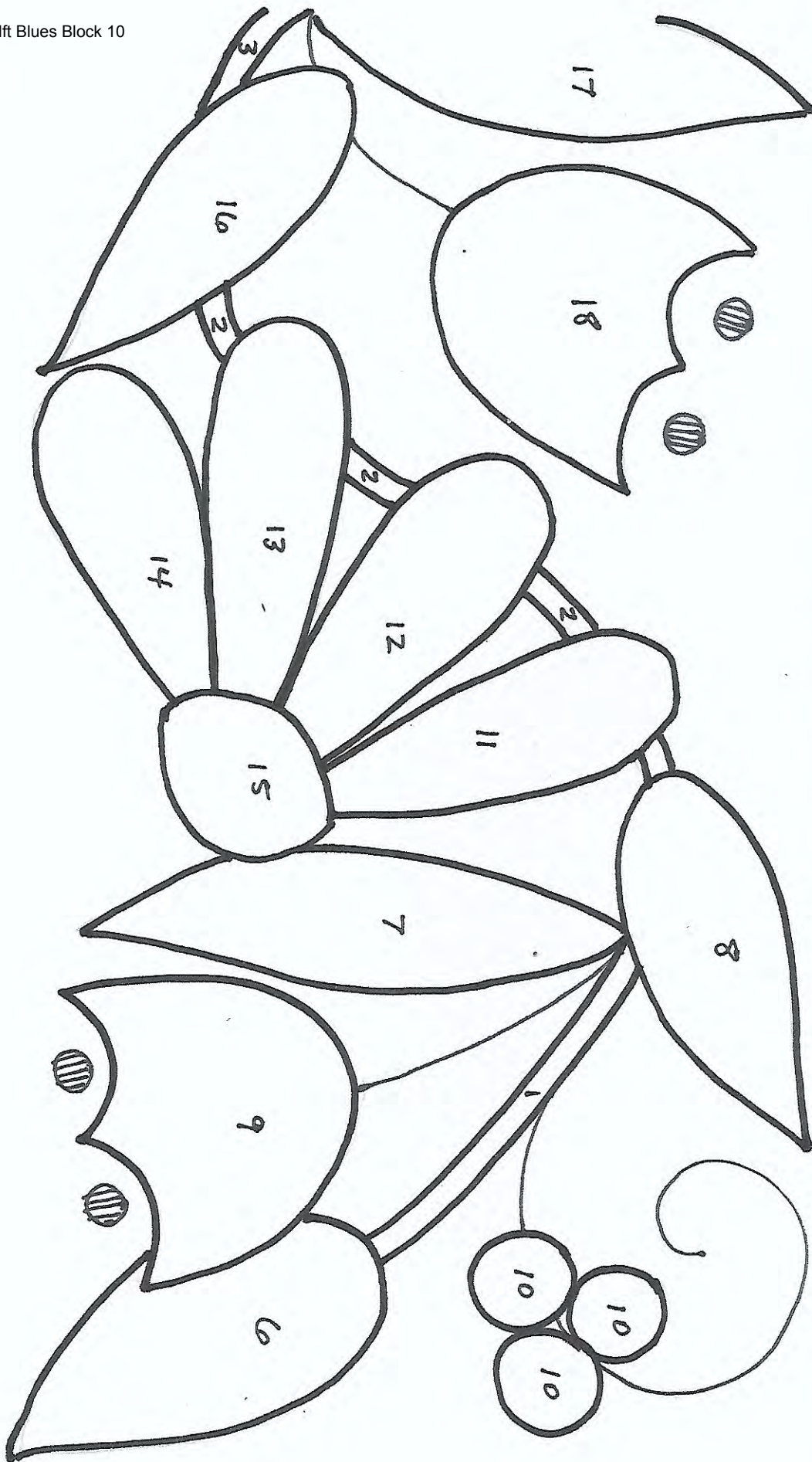
1. This block pattern includes a one page actual size drawing of the finished block. Use this page to help as a basis for putting together your block.
2. Use your favorite applique method to create the pieces of the design, using the full sized templates included in the pattern. NOTE: Some applique methods require reversing the templates. (Templates are not reversed).
3. Each template piece is numbered to match the coinciding piece on the drawing. They are numbered in order of assembly. (If you are doing traditional applique, be sure to add a seam allowance to your template pieces).

General Embroidery Instructions

Use three strands of embroidery floss. Suggested embroidery stitches for this block include: Split Stitch for stems, and Satin Stitch for circles.

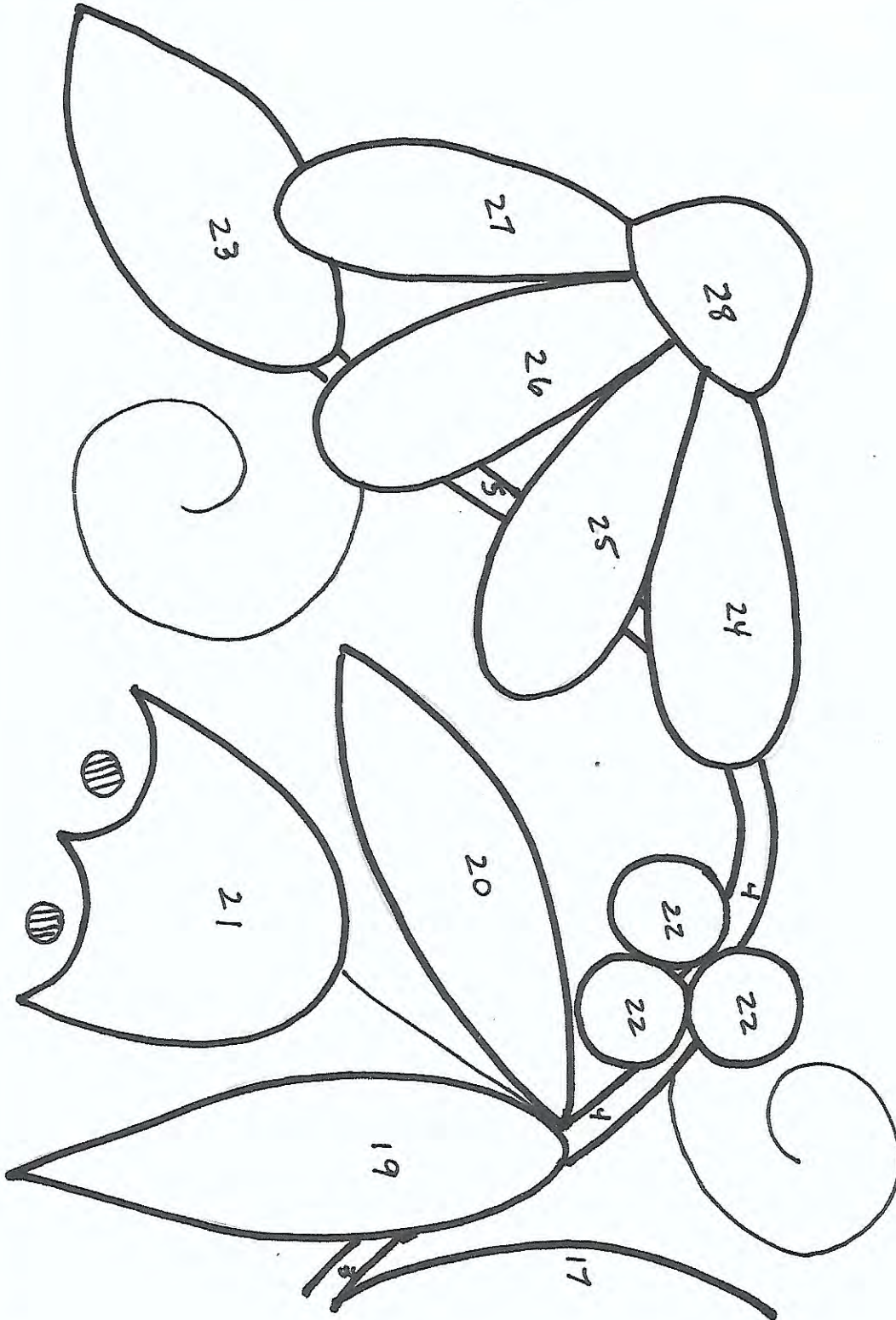
Block 10 will measure 6-1/2" x 18-1/2".

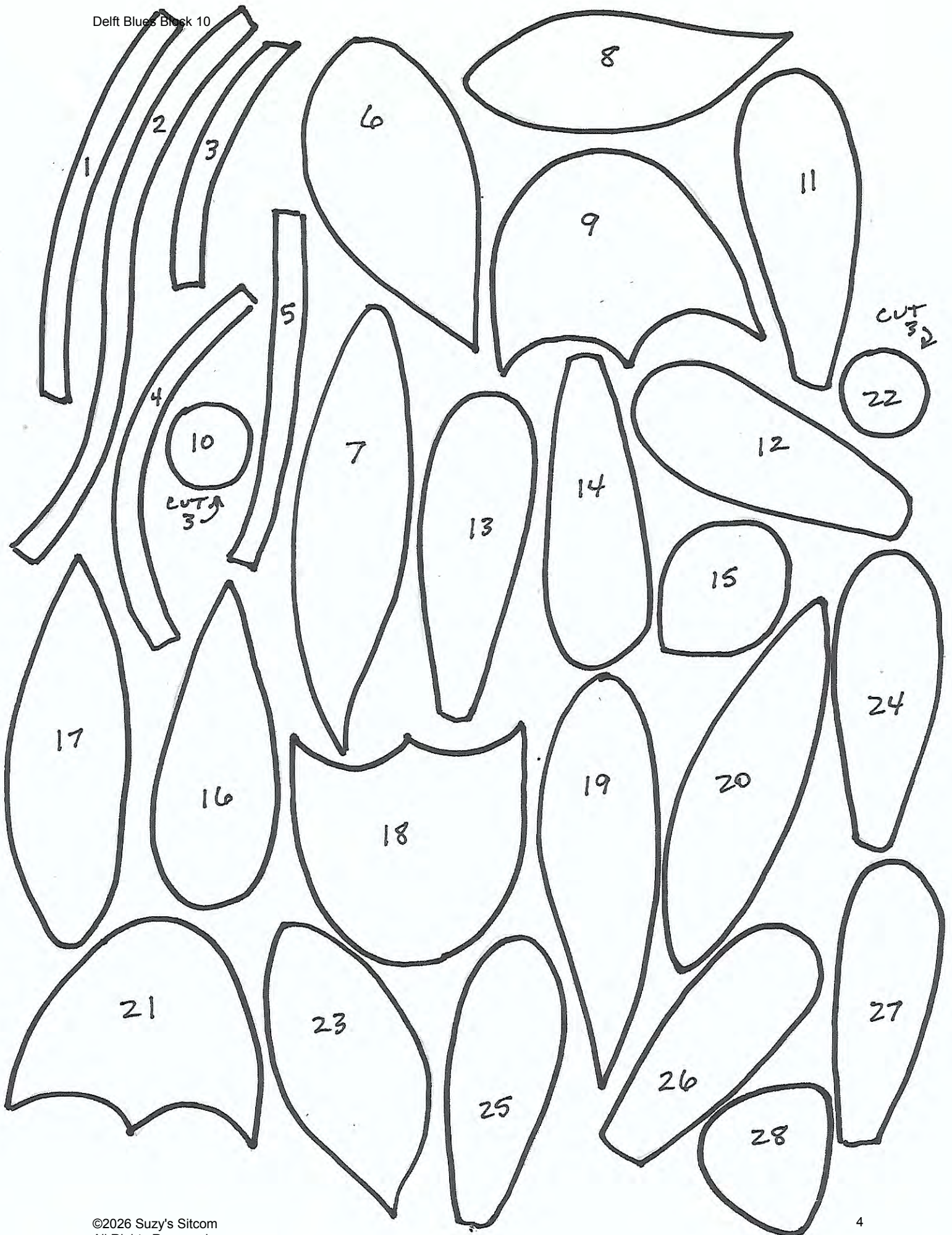
Make a total of (4) four of these blocks for the Delft Blues Quilt.



USE THIS DIAGRAM TO HELP WITH PLACEMENT

USE THIS DIAGRAM TO HELP WITH PLACEMENT





Patterns Terms of Use

All patterns from Suzy's Sitcom, both free and premium, are for your own personal use only (non-profit, non-commercial use).

What is okay to do with my patterns:

- You may print out the pattern for your personal use.
- Please feel free to tell your friends about my website so that they can purchase their own copies!
- Individuals may make items for themselves, for gifts, for charitable donation from any of my patterns. Creating from these patterns refers to items made by one person, and not mass production situations.

What isn't okay to do with my patterns:

- I do not allow the distribution or use of any of my patterns, graphics or site pages in shops or other commercial environments, nor the use of these as teaching material in any commercial way.
- Do not give away or sell reproduced copies of the patterns. You are welcome to give out the URL to the main page for this pattern or the URL to the printing page but, per copyright law, do not place the actual content of the pattern pages on another website; do not redistribute the actual content of the pages in any form (even for free)! Thank you!
- Any reproduction or redistributing of the pattern instructions or pattern images involves the written permission of the artist, Susan Myers, and involves the drawing up of legal paperwork detailing the specific permission to be granted, any fees for the requested use in reproducing or redistributing the pattern and signing of said legal paperwork by the parties involved

For any pattern use questions, you can email me at Suzy@SuzysSitcom.com

I'd love to see what you make!

Join our Facebook Group- [Suzy's Crafters and Quilters](#) and share your work!