

A Little Bird Told Me

Finished Quilt Measures 60" x 74"

Block 4 Measures: 12" x 16"

SUZY'S
Artsy-Craftsy
SITCOM
www.suzyssitcom.com

©2026 Suzy's Sitcom
All Rights Reserved

A Little Bird Told Me- Block 4



Cut the Following:

1 ea. 10-1/2" x 14-1/2" rectangle black fabric for the background
2 ea. 1-1/2" x 10-1/2" strips black dot fabric
2 ea. 1-1/2" x 14-1/2" strips black dot fabric
4 ea. 1-1/2" squares bright pink

Assembly

1. With right sides together and using a 1/4" seam, sew the 1-1/2" x 14-1/2" black dot strips to each side of the 10-1/2" x 14-1/2" background fabric. (A) Press.

2. With right sides together and using a 1/4" seam, sew each 1-1/2" pink square to each end of the 1-1/2" x 10-1/2" black dot strips.(B) Press.

3. With right sides together and using a 1/4" seam, sew the units created in Step 2 to the top and bottom of the unit created in Step 1. Press.

The block will now measure 12-1/2" x 16-1/2" and is ready for applique.



Applique and Embroidery Instructions



--Use the Block 4 templates to cut out the individual pieces of fabric in your choice of colors.

(*Be sure to add a seam allowance if you are doing traditional applique)*.

Note: *For traditional applique and fused applique, you will need to flip your templates over when cutting.*

Applique the pieces in place starting with the pieces in the back. (***All template pieces are numbered for ease of assembly***.

Once all pieces are sewn in place, embroider as desired.

Suggested Embroidery Stitches

--Use transfer paper to transfer embroidery pattern onto background fabric, or carefully mark with heat erasable fabric pens.

Embroidery Floss Colors:

Green, Blue, Black, White, Pink

Split Stitch - (3 strands)- FIND YOUR BALANCE

Satin Stitch- (3 strands) Eye

Chain Stitch- (3 strands) Stem

French Knot- (3 strands) centers of flowers

USE THIS DIAGRAM TO HELP WITH PLACEMENT



A Little Bird Told Me Block 4



A Little Bird Told Me Block 4

A Little Bird Told Me Block 4



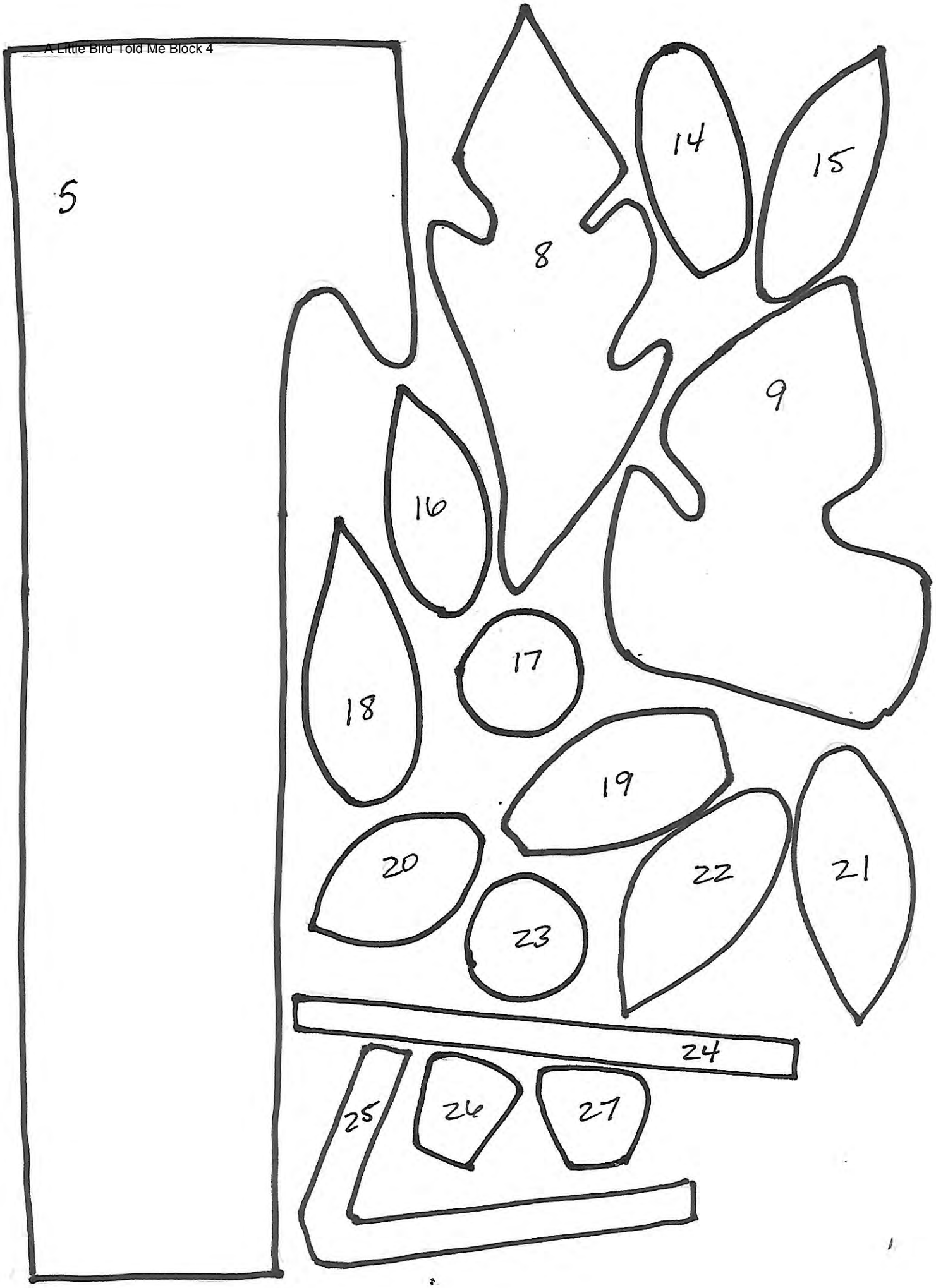
5
8
14
15
9
16
17
18
19
20
22
21
23
24
25
26
27

A Little Bird Told Me Block 4

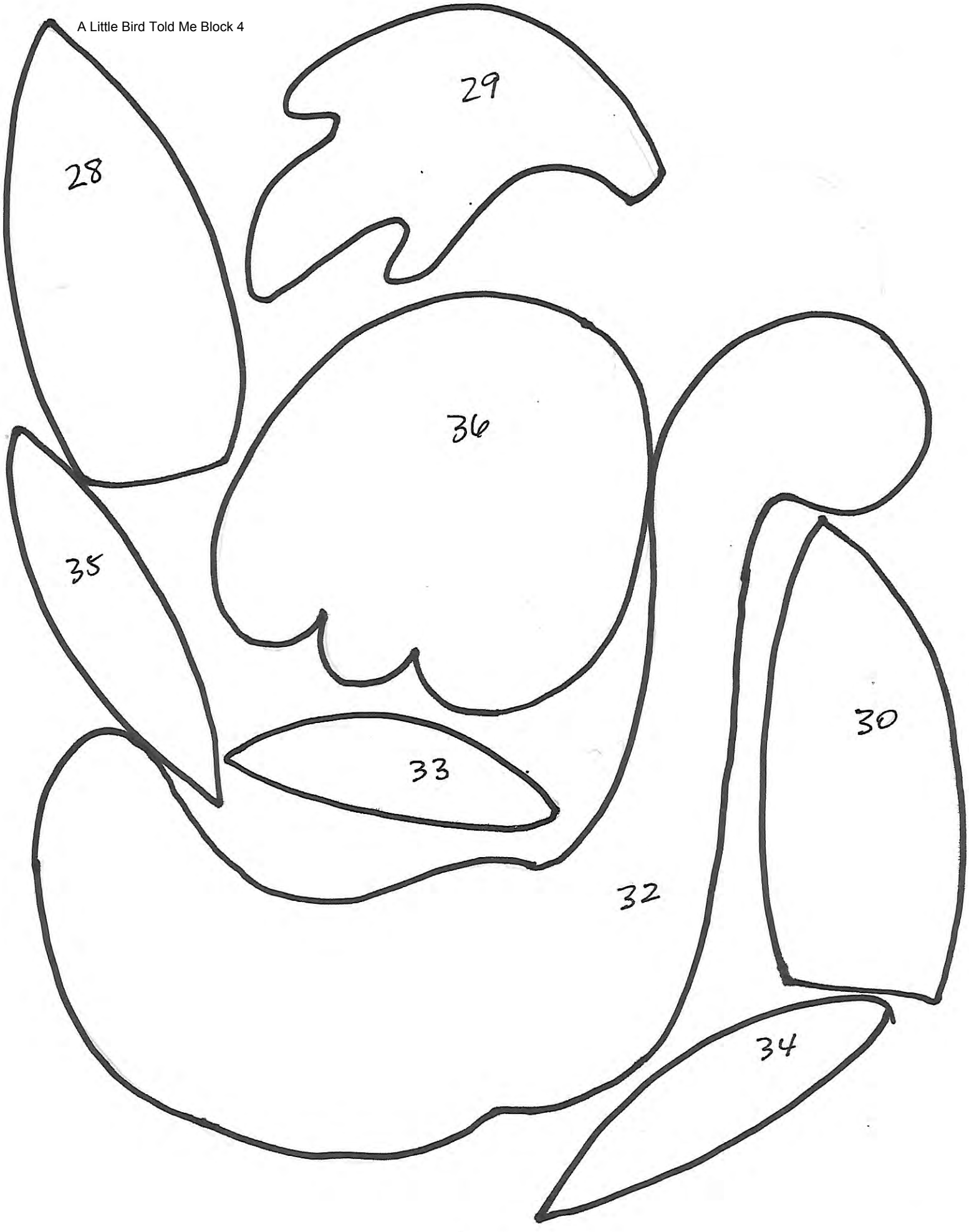

A Little Bird Told Me Block 4

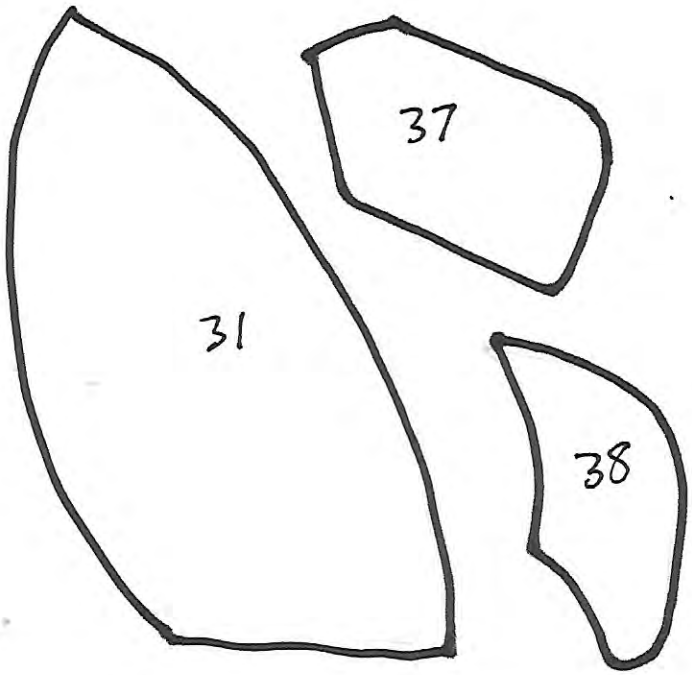

Patterns Terms of Use

All patterns from Suzy's Sitcom, both free and premium, are for your own personal use only (non-profit, non-commercial use).

What is okay to do with my patterns:

-You may print out the pattern for your personal use.
-Please feel free to tell your friends about my website so that they can purchase their own copies!
-Individuals may make items for themselves, for gifts, for charitable donation from any of my patterns. Creating from these patterns refers to items made by one person, and not mass production situations.

What isn't okay to do with my patterns:

-I do not allow the distribution or use of any of my patterns, graphics or site pages in shops or other commercial environments, nor the use of these as teaching material in any commercial way.
- Do not give away or sell reproduced copies of the patterns. You are welcome to give out the URL to the main page for this pattern or the URL to the printing page but, per copyright law, do not place the actual content of the pattern pages on another website; do not redistribute the actual content of the pages in any form (even for free)! Thank you!
- Any reproduction or redistributing of the pattern instructions or pattern images involves the written permission of the artist, Susan Myers, and involves the drawing up of legal paperwork detailing the specific permission to be granted, any fees for the requested use in reproducing or redistributing the pattern and signing of said legal paperwork by the parties involved

For any pattern use questions, you can email me at Suzy@SuzysSitcom.com

I'd love to see what you make!

Join our Facebook Group- Suzy's Crafters and Quilters and share your work!